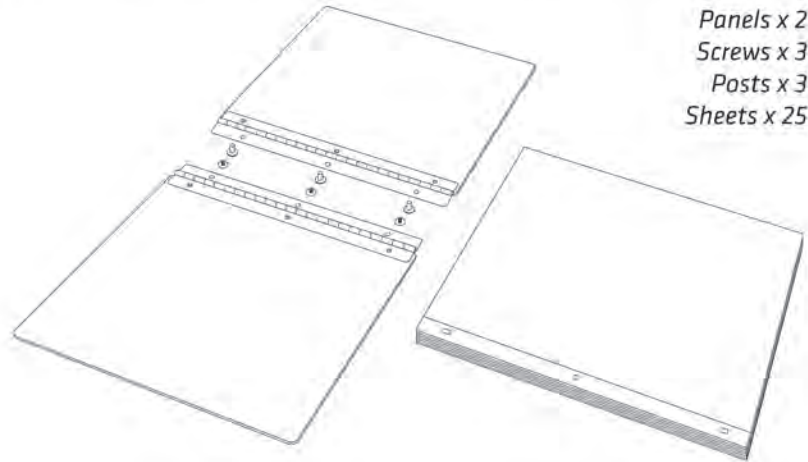


# moab FLINT PORTFOLIO 8.5 x 11 and 19 x 13

## ASSEMBLY INSTRUCTIONS

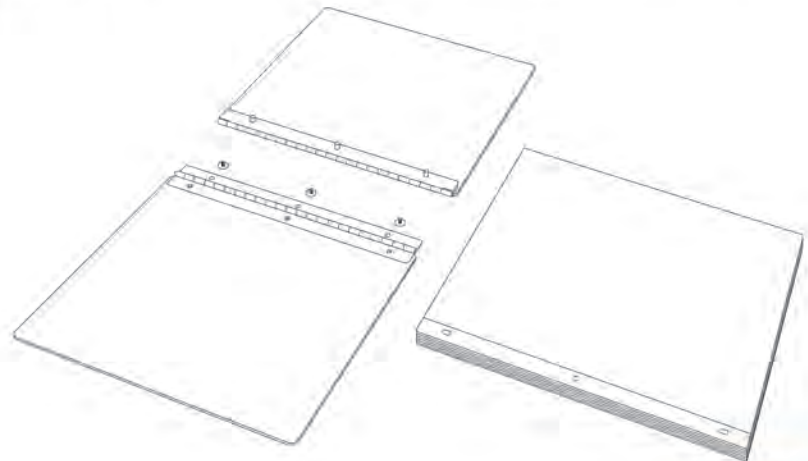
### STEP 1 *Unpack the components*



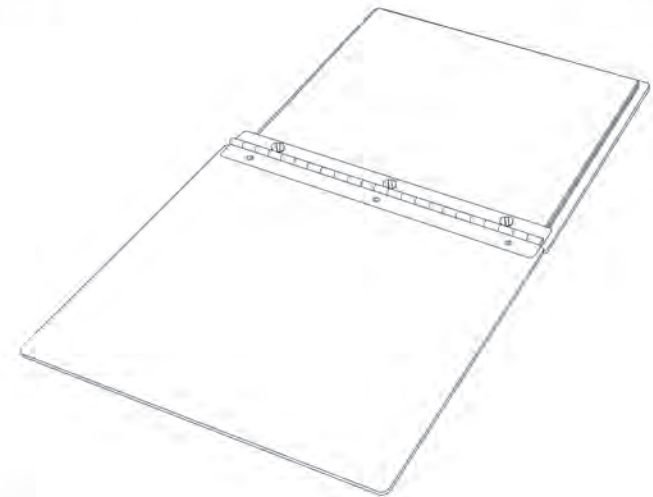
### STEP 3 *Place sheets over Posts and outside hinge flap*



### STEP 2 *Insert Posts from the inside of hinge flap*



### STEP 4 *Screw top Panel to Posts to complete book*



www.moabpaper.com  
moab@legionpaper.com  
NY: 212.683.6990  
LA: 562.928.5600